




Decorative Trim

Vinyl Carpentry® and Accents



From Simple...



3-1/3" Cornerpost



J-Channel




J-Channel with
Aluminum Rake



Siding: CedarBoards™ Single 7" Clapboard in Sterling Gray.
Trim: Vinyl Carpentry® in colonial white and Sterling Gray.
Roofing: Landmark® Shingles in Georgetown Gray.

... to Stunning!



**Restoration Millwork
Classic Column Wraps**



**STONEfaçade®
Corners**



**Vinyl Carpentry®
Cornice Molding and
Restoration Millwork
Rake Profile**



**Restoration Millwork®
Trimboard with
Rams Crown**



**Restoration Millwork®
One-Piece Corner
with InvisiPro® Hidden
Fastening System**



Add good taste to your home's exterior with finishing touches that create eye-popping, stop-and-stare curb appeal. CertainTeed Vinyl Carpentry and Restoration Millwork Decorative Trim options, products and ideas make it easy. From unadorned to unbelievable, simple to stunning, drab to distinctive, basic to incredibly beautiful, CertainTeed assures that with the endless style and color possibilities of decorative trim, your home will never be without a personality and style all its own.

Siding: CedarBoards Single 7" Clapboard in Sterling Gray and Cedar Impressions Double 7" Straight Edge Perfection Shingles in Charcoal Gray with STONEfaçade in Adirondack Snowfall.

Trim: Vinyl Carpentry® in Colonial White & Restoration Millwork® in Natural White.

Roofing: Landmark Shingles in Georgetown Gray.

CertainTeed has the most complete siding accessory line in the industry. Virtually every installation challenge imaginable can be addressed with CertainTeed's extensive assortment.

Using the proper accessories can make for an ease of installation, but that's not all. Choosing the proper accessories can guarantee optimum performance, design flexibility and aesthetic enhancement. For detailed installation information, please refer to the CertainTeed Vinyl Siding Installation Guide (04-03-1099-US-EN).




Accents


Cedar Impressions®, Board & Batten, and Mounting Blocks



Triple 5" Straight Edge Sawmill Shingles



Individual 5" Sawmill Shingles



Single 7" Perfection Shingles



Reverse Board & Batten



Board & Batten



Window & Door Trim



3-1/2" Lineal



5" Lineal



3-1/2" Lineal with foam insert



J-Channel



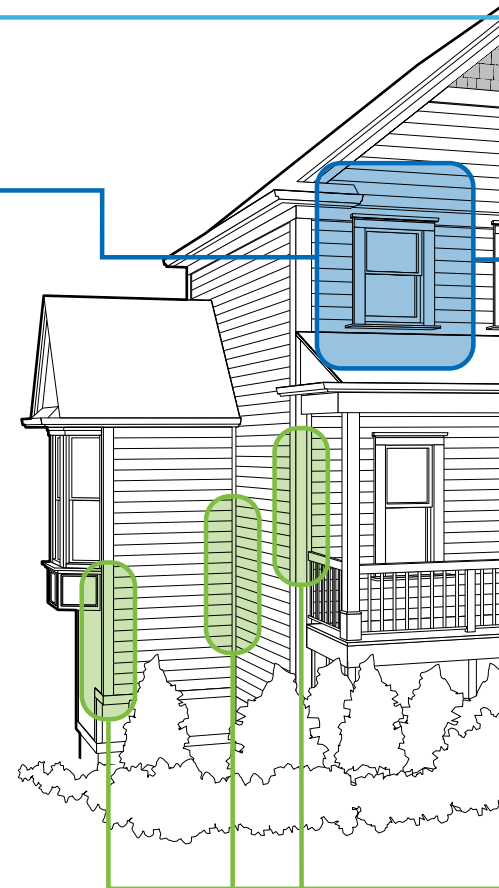
2-1/2" Window & Door Casing



Crown Molding




Crown Molding Cap



Corner Systems




Cornerposts



Traditional SuperCorner with foam insert



Fluted SuperCorner with foam insert



1-1/4" Cornerpost with foam insert



Inside Cornerposts



Bay Window Cornerpost




Double 7" Straight Edge Perfection Shingles



Double 7" Staggered Perfection Shingles



Single 6-1/3" Perfection Scallop



Single 6-1/3" Perfection Half-Cove



Single 6-1/3" Perfection Octagon




Double 7" Straight Edge Rough-Split Shakes




Double 9" Staggered Edge Rough-Split Shakes



Dryer Vent



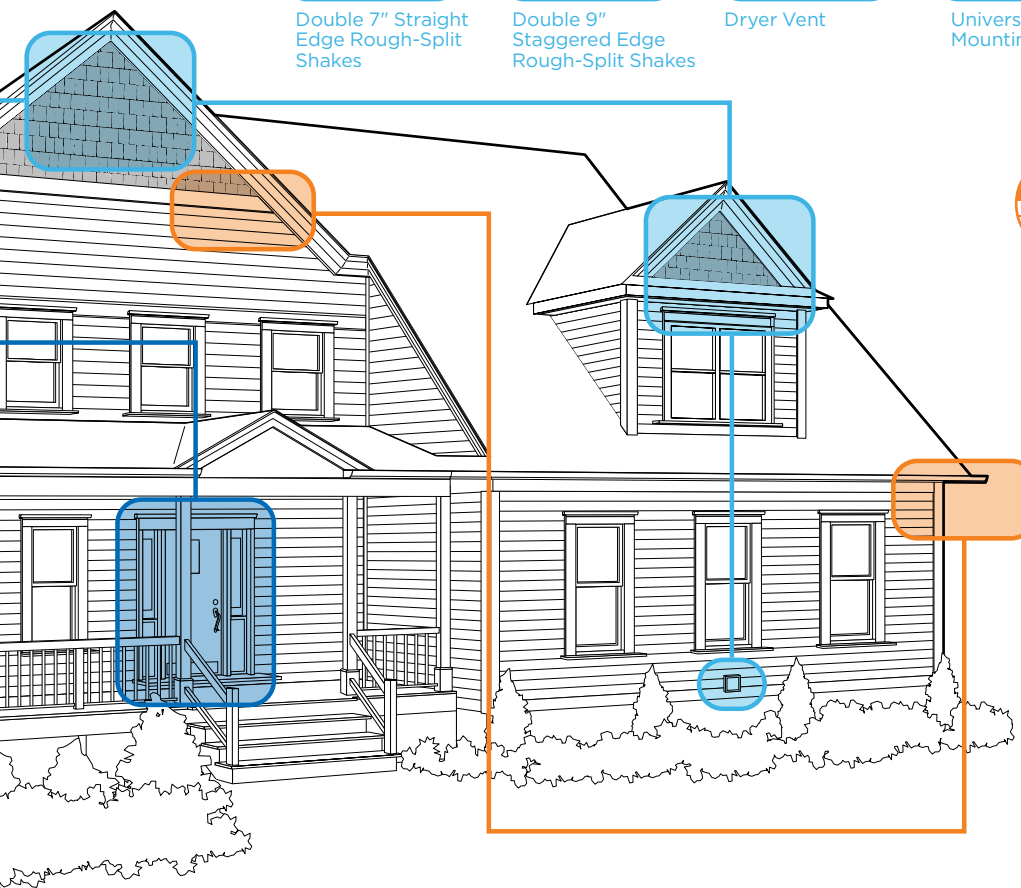
Universal Mounting Block



Surface Mount Block



Recessed Split



Wall & Soffit Transitions



Cornice Molding



Band Board with foam insert



Finish Board




H-Bars



Double Channel Lineal



Cedar Impressions D7" and D9 Mitered Cornerposts



Cedar Impressions T5" Straight Edge Sawmill Offset Mitered Cornerpost



Cedar Impressions Individual 5" Sawmill Outside Cornerpost



Cedar Impressions 7" Staggered Perfection Offset Mitered Cornerpost



Cedar Impressions 7" Straight Edge Perfection Offset Mitered Cornerpost



Window & Door Trim 8

Crown Molding
J-Channels
Lineals



Corner Systems 14

Bay Window Cornerpost
Inside Cornerposts
Insulated Cornerposts
Mitered Cornerposts
Outside Cornerposts
SuperCorners™



Accents.....

Board & Batten
Cedar Impressions®
Mounting Blocks



..... 24



Wall & Soffit Transitions..... 34

- Band Board
- Cornice Molding
- Double Channel Lineal
- Finish Board
- H-Bars
- Lineals



Color Chart..... 40

Finding Your Color 42

**Trim and Color
Selector Tools..... 43**

CertainTeed has created a variety of user-friendly visualization tools to help you get a better idea of how well different colors and styles work together.


2-1/2" Window & Door Casing



3-1/2" Lineal



3-1/2" Lineal with Crown Molding



3-1/2" Lineal



Window & Door Trim

5" Lineal



CertainTeed window and door trim puts out the welcome mat to create a lasting first impression. Lineal trim adds a wider face profile that can help unify and accent a home's exterior, adding a design element that can be both subtle and distinctive. For even more personality and charm, add crown molding, above the door or window. It's a look you'll appreciate every time you cross the threshold into your beautiful home.




Explore Your Options

From window and door casing to lineals, CertainTeed offers a complete selection of virtually maintenance-free Vinyl Carpentry® to define your home.


Fast facts:

Crown molding dates back to the time of the ancient Greeks and Romans, used for "crowning" an architectural element.



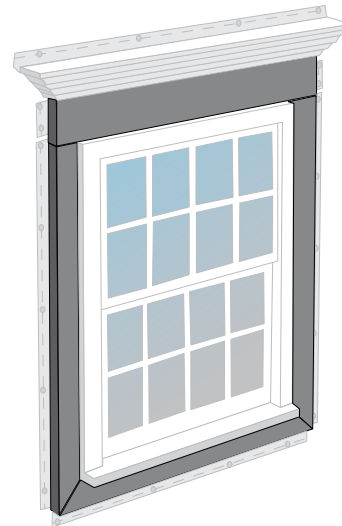
Simple

3/4" pocket J-channel surround.



More Definition

Crown molding and crown molding end caps with 3-1/2" lineal header and 3-1/2" lineal surrounds.



Classic Enhancement

Crown molding and crown molding end caps with 5" lineal header, 5" header end caps* and 3-1/2" lineal surrounds.



J-Channel



3-1/2" Lineal



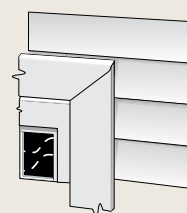
5" Lineal

*Fabricated on site. Refer to install manual 04-03-1099-US-EN for complete instructions.

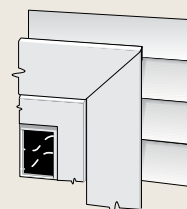


To view the complete line of colors go to page 40.

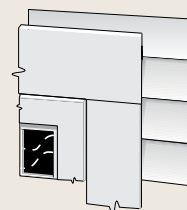
Using combinations of lineals offers that little touch to add personality on any home.



2-1/2" Window and door casing



3-1/2" Lineal System



5" Lineal header, 3-1/2" vertical Lineal



Crown Molding



Crown Molding Cap

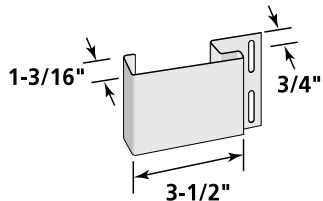


3-1/2" Lineal

Select Your Products

3-1/2" Lineal

For use with a window and door starter around windows and doors as a casing. The 3/4" channel receives siding panels. Can also be used to create a corner system.



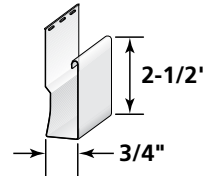
Product Code: 54706

Finish: Matte
Length: 20'
Pieces/Ctn: 10
Lin Ft/Ctn: 200
Cartons/Pallet: 30
lbs/Ctn: ≤ 51
Colors Available:



2-1/2" Window & Door Casing

A wide face J-channel with accentuates windows and doors. Designed to accommodate new construction window flanges and fit snugly against window and door frames.



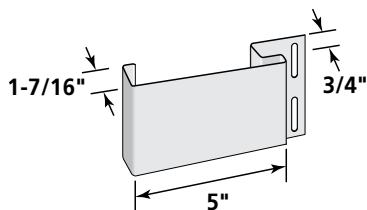
Product Code: 55813

Finish: Matte
Length: 12' 6"
Pieces/Ctn: 20
Lin Ft/Ctn: 250
Cartons/Pallet: 24
lbs/Ctn: ≤ 52
Colors Available:

CW

5" Lineal

For use with a window and door starter strip as a window/door casing. The 3/4" channel receives siding panels.



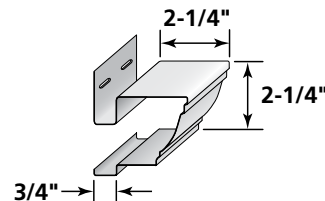
Product Code: 54712

Finish: Matte
Length: 20'
Pieces/Ctn: 10
Lin Ft/Ctn: 200
Cartons/Pallet: 15
lbs/Ctn: ≤ 64
Colors Available:

S CW

Crown Molding

Used in conjunction with 5" or 3-1/2" lineals and 3/4" J-channel to create a custom molded window or door header.



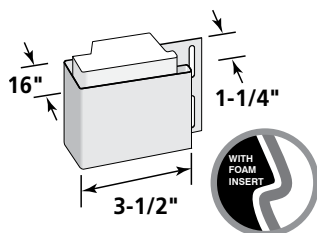
Product Code: 55804

Finish: Matte
Length: 10'
Pieces/Ctn: 10
Lin Ft/Ctn: 100
Cartons/Pallet: 12
lbs/Ctn: ≤ 35
Colors Available:

CW

3-1/2" Lineal with foam insert

For use with CedarBoards™ insulated siding, Cedar Impressions® D9 and D7 Shakes, and Northwoods Shakes.



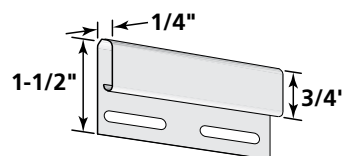
Product Code: 54707

Finish: Matte
Length: 20'
Pieces/Ctn: 10
Lin Ft/Ctn: 200
Cartons/Pallet: 23
lbs/Ctn: ≤ 63
Colors Available:

CW

Undersill Trim

Helps secure trimmed siding panels under windows and eaves. 1/4" (56904), 3/8" for Shake/Shingle (56917).



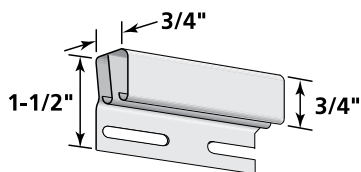
Finish: Matte
Length: 12' 6"
Colors Available:
see page 47



To view the complete line of colors go to page 40.

Dual Undersill Trim

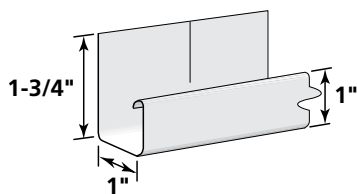
Secures trimmed siding panels under windows and eaves regardless of the profile or where in the panel face the panel has been trimmed.

**Product Code: 56916**

Finish: Matte
 Length: 12' 6"
 Pieces/Ctn: 12
 Lin Ft/Ctn: 150
 Cartons/Pallet: 84
 lbs/Ctn: ≤ 22
 Colors Available:

**3/4" Flexible J-Channel**

Specialized 3/4" siding receiving trim; particularly useful around curved windows and ventilation treatments.

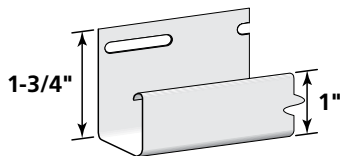
**Product Code: 50309**

Finish: Matte
 Length: 12' 6"
 Channel: 3/4"
 Pieces/Ctn: 10
 Lin Ft/Ctn: 125
 Cartons/Pallet: 50
 lbs/Ctn: ≤ 20
 Colors Available:

WHT

J-Channel

Universal siding and soffit receiving channel for use around utility openings, under eaves, etc. Available in 3/8" (50306), 1/2" (50305), 5/8" (50310), 3/4" (50303), 1" (50302) and 1-1/4" (50301) widths.



Finish: Matte
 Length: 12' 6"
 Pieces/Ctn: 40-48
 (depending on size)
 Colors Available:
 see page 45

Cedar Impressions T5" Straight Edge Sawmill Offset Mitered Cornerpost




Traditional SuperCorner



Cedar Impressions D9" Mitered Cornerpost



Cedar Impressions 7" 4-piece Offset, Cornerposts





Corner Systems

Traditional 3-1/3" Outside Corner with Inside Cornerpost



Take your home from ordinary to extraordinary. Don't settle for traditional narrow corner trim with no depth. Go for something distinctive and beautifully unique. Blend traditional lap siding seamlessly around every bend with Vinyl Carpentry® Corner Systems or Cedar Impressions® Shakes and Shingles with outside mitered corners. Create elegance with an edge by adding corner systems and treatments that frame your home with distinction.

Traditional SuperCorner



Explore Your Options

From outside corners to inside corners, from subtle to bold, CertainTeed provides the options to define the corners of any house.

Fast fact:

The average home has 88 linear feet of corner posts.

linear ft.



Simple

Traditional Cornerpost with matching siding color for less definition.





More Definition


Traditional SuperCorner™ with foam insert creates more definition with a wide 6" face.



1-1/2" Face
Inside Cornerpost



3-1/3" Cornerpost



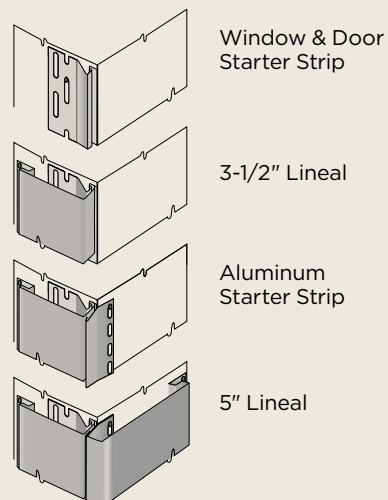
Fluted SuperCorner
with foam insert



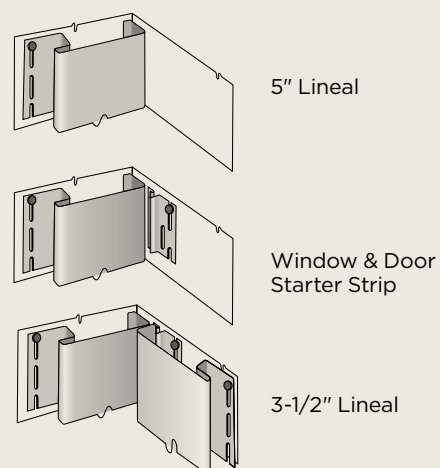
To view the complete line of colors go to page 40.

In addition to the traditional one-piece corners, lineals can be combined to create inside and outside corners.

Federal Corner



Inside Federal Corner



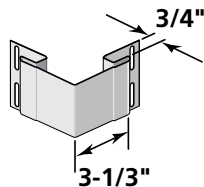
Federal corner

Starter strips are required to build 4 piece corners and federal corners.

Select Your Products

Cornerpost

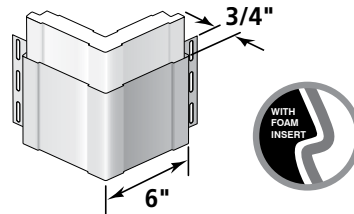
Standard corner receives siding panels. Available with 3/4" receiving channels (51401 / 51402 / 51458 / 51404) and 1" receiving channel with 3-1/2" flat face (51409).



Colors Available:
see page 35

Traditional SuperCorner™ with foam insert

Wide decorative traditional corner treatment with a foam backing.



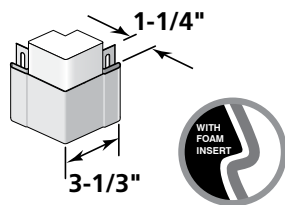
Product Code: 51420

Finish: Matte
Length: 20'
Pieces/Ctn: 6
Lin Ft/Ctn: 120
Cartons/Pallet: 9
lbs/Ctn: ≤ 77
Colors Available:

SNB DT SW S CW

1-1/4" Cornerpost – 10' Woodgrain with foam insert

For use with CedarBoards™ siding and Cedar Impressions® D9 shakes, D7 Straight Edge Shakes and Northwoods.



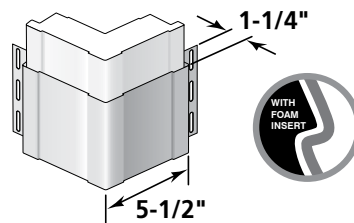
Product Code: 51412

Finish: Woodgrain
Length: 10'
Face: 3-1/3"
Pieces/Ctn: 10
Lin Ft/Ctn: 100
Cartons/Pallet: 12
lbs/Ctn: ≤ 42
Colors Available:



1-1/4" Traditional SuperCorner™ with foam insert

Can be used with CedarBoards siding and Cedar Impressions D9 Shakes, D7 Straight Edge Shakes and Northwoods.



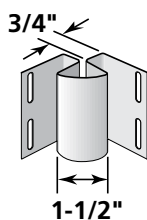
Product Code: 51447

Finish: Matte
Length: 20'
Pieces/Ctn: 6
Lin Ft/Ctn: 120
Cartons/Pallet: 8
lbs/Ctn: ≤ 80
Colors Available:

CW

Inside Cornerpost

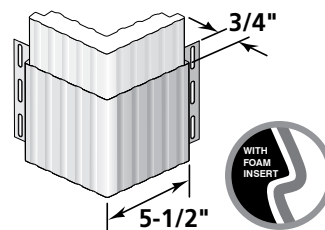
Used where siding meets inside corners; provides a finished look. 3/4" channel (51436), 1-1/4" channel (51446).



Finish: Matte
Length: 10'
Colors Available:
see page 36

Fluted SuperCorner™ with foam insert

Fluted corner with foam backing.



Product Code: 51424

Finish: Matte
Length: 20'
Pieces/Ctn: 6
Lin Ft/Ctn: 120
Cartons/Pallet: 10
lbs/Ctn: ≤ 81
Colors Available:

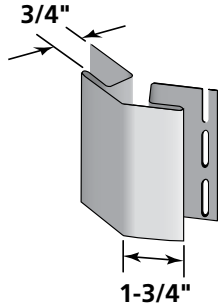
CW



To view the complete line of colors go to page 40.

Bay Window Cornerpost

Adapts to odd angles of bay windows.



Product Code: 51445

Finish: Matte

Length: 10'

Face: 1-3/4"

Pieces/Ctn: 10

Lin Ft/Ctn: 100

Cartons/Pallet: 21



lbs/Ctn: ≤ 32

Colors Available:

GG SG NC CW

Explore Your Cedar Impressions® Options

CertainTeed provides Vinyl Carpentry® corners, or specially designed Mitered Inside and Mitered Outside cornerposts for Cedar Impressions Siding.



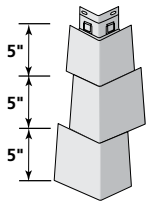


Cedar Impressions 7" Straight Edge
Perfection Offset Mitered Cornerpost

Select Your Cedar Impressions® Products

T5" Straight Edge Sawmill Offset Mitered Cornerpost

For use with Cedar Impressions T5" Straight Edge Sawmill Shingles



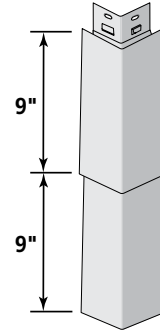
Product Code: 51406

Finish: Sawmill
Pieces/Ctn: 32
Lin Ft/Ctn: 40'
Cartons/Pallet: 12
lbs/Ctn: ≤ 17
Colors Available:



D9" Staggered Rough-Split Mitered Cornerpost

For use with Cedar Impressions D9" Staggered Rough-Split Shakes



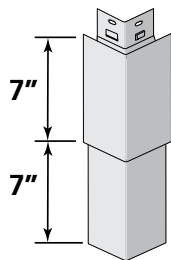
Product Code: 51432

Finish: Rough-Split
Length: 18-1/2"
Pieces/Ctn: 20
Lin Ft/Ctn: 31
Cartons/Pallet: 18
lbs/Ctn: ≤ 21
Colors Available:




D7" Straight Edge Rough-Split Mitered Cornerpost

For use with Cedar Impressions D7" Straight Edge Rough-Split Shakes



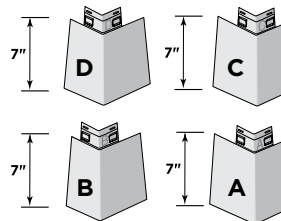
Product Code: 51450

Finish: Rough-Split
Length: 14"
Pieces/Ctn: 20
Lin Ft/Ctn: 23' 4"
Cartons/Pallet: 24
lbs/Ctn: ≤ 17
Colors Available:



7" 4-piece Straight edge Perfection offset mitered, outside cornerposts

For use with Cedar Impressions S7" and D7" Straight Edge Perfection Shingles



Product Code: 51459

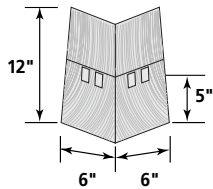
Finish: Perfection
Length: 4 pieces - 7" ea.
Pieces/Ctn: 40
Lin Ft/Ctn: 23' 4"
Cartons/Pallet: 24
lbs/Ctn: ≤ 15
Colors Available:



To view the complete line of colors go to page 40.

Cedar Impressions Individual 5" Sawmill Cornerpost

For use with Cedar Impressions Individual 5" Sawmill Shingles



Product Code: 51405

Finish: Sawmill

Pieces/Ctn: 24

Lin Ft/Ctn: 10'

Cartons/Pallet: 45

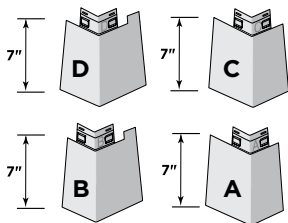
lbs/Ctn: ≤ 12

Colors Available:



7" 4-piece Staggered Perfection Offset mitered, outside cornerposts

For use with Double 7" Staggered Perfection panel (30142)



Product Code: 51452

Finish: Perfection

Length: 4 pieces - 7" ea.

Pieces/Ctn: 40

Lin Ft/Ctn: 23' 4"

Cartons/Pallet: 24

lbs/Ctn: ≤ 15

Colors Available:



Cedar Impressions D7" Straight Edge Perfection Shingles



Board & Batten



Cedar Impressions D9" Staggered Rough-Split Shakes



Cedar Impressions D7" Straight Edge Perfection Shingles with Board & Batten Single 8"





Accents

Cedar Impressions S6-1/3" Perfection Octagon



When it comes to adding a personal touch to your home's exterior, accents bring out the best in any style of house. Grab attention with subtle or exciting color combinations. Add charm with Board & Batten. Or create a custom-crafted wood look with beautifully textured, Cedar Impressions® shingles and shakes. CertainTeed makes it easy to create a masterpiece you'll enjoy for years to come.

Explore Your Options

CertainTeed's complete selection of exterior product options is tailor-made to take advantage of the exciting mix-and-match trend: combining various materials, textures, styles and colors to create truly unique exterior designs.

With multiple profiles of Cedar Impressions®, Board & Batten and Vertical Siding to choose from, the possible ways to accent your home are endless.

Fast fact:

Are shingles and shakes the same thing?

Usually, a shingle is sawn on both sides and is thinner at the butt than a shake. A shake is typically split on one or both sides. Shakes are generally thicker with more aggressive, rougher texture that is far less precise than that of a shingle.




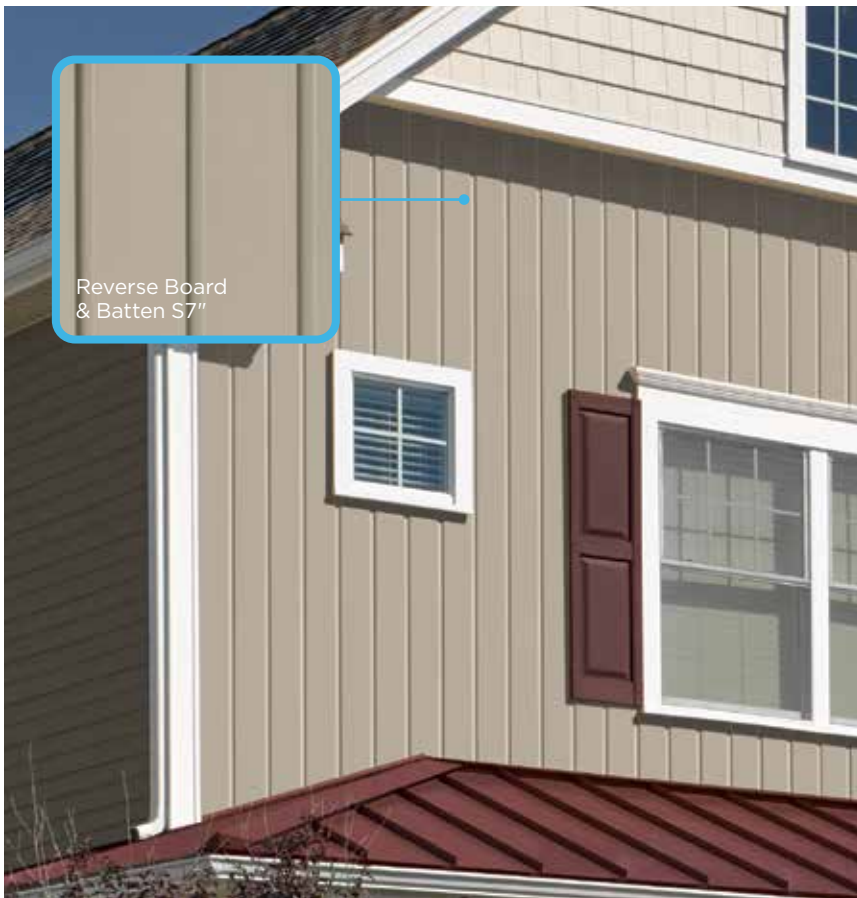

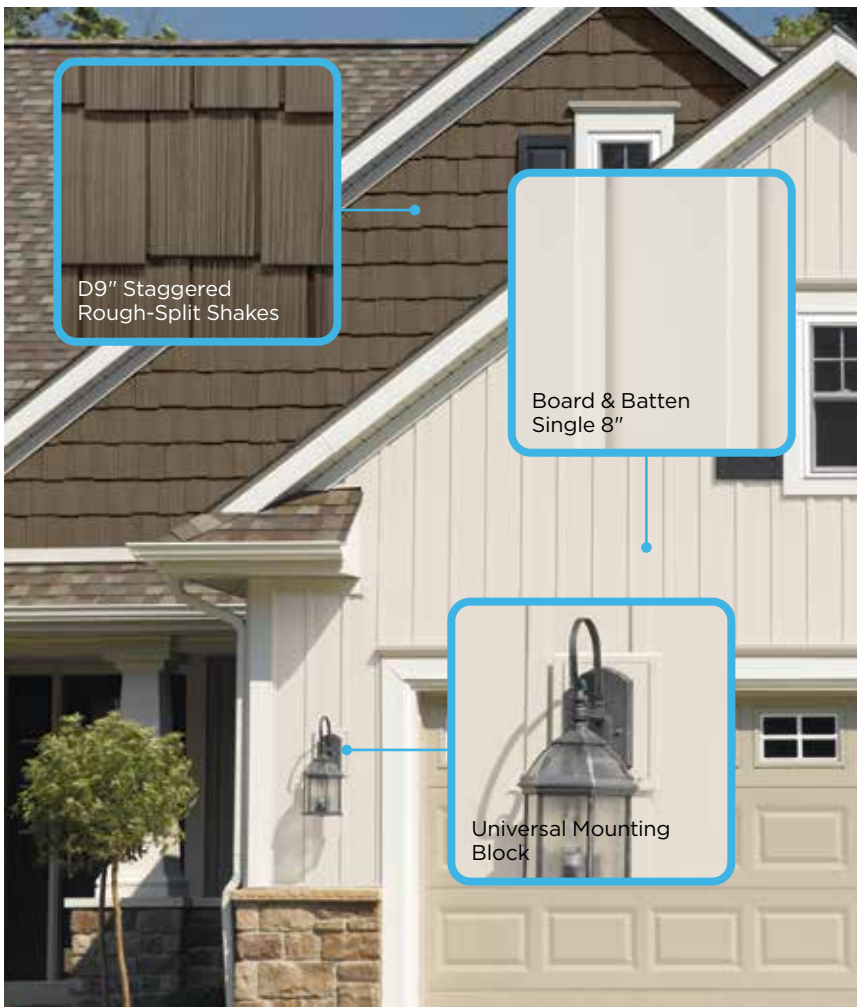
D7" Straight Edge
Rough-Split Shakes



D7" Staggered
Perfection Shingles



To view the complete line of colors go to page 40.



Accents



Cedar Impressions Individual 5" Sawmill Shingles in cedar blend with STONEfaçade knee wall



Universal Mounting Block in flagstone

Dryer Vent in sterling gray.



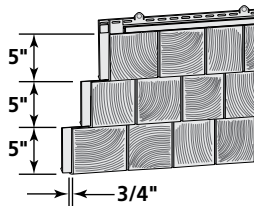
Split Recess in melrose.



To view the complete line of colors go to page 40.

Select Your Products

Cedar Impressions® Triple 5" Straight Edge Sawmill Shingles

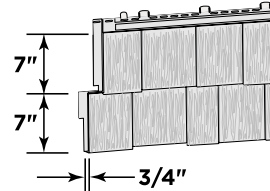


Product Code: 30106

Finish: Sawmill
Length: 60"
Exposure: 15"
Projection: 3/4"
Panels/Ctn: 8
Squares/Ctn: .50
Cartons/Pallet: 20
lbs/Ctn: ≤ 43
Colors Available:



Cedar Impressions® Double 7" Staggered Perfection Shingles 3G

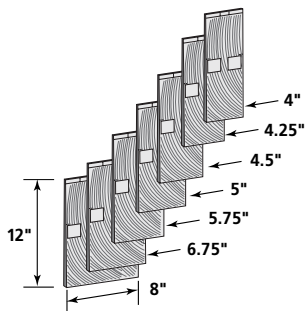


Product Code: 30143

Finish: Perfection
Length: 48"
Exposure: 14"
Projection: 3/4"
Panels/Ctn: 11
Squares/Ctn: .50
Cartons/Pallet: 16
lbs/Ctn: ≤ 44
Colors Available:



Cedar Impressions® Individual 5" Sawmill Shingles

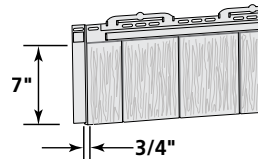


Product Code: 30146

Finish: Sawmill
Length: 7 Sizes: 4", 4.25", 4.5", 5", 5.75", 6.75", 8"
Exposure: 5"
Projection: Shingle is 1/2", installs in 1" accessory
Panels/Ctn: 168
Squares/Ctn: .33
Lineal Ft. per Carton: ~ 80
Cartons/Pallet: 18
lbs/Ctn: ≤ 44
Colors Available:



Cedar Impressions® Single 7" Straight Edge Perfection Shingles

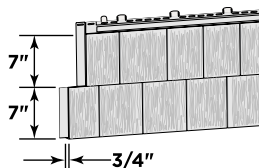


Product Code: 30137

Finish: Perfection
Length: 73.5"
Exposure: 7"
Projection: 3/4"
Panels/Ctn: 14
Squares/Ctn: .50
Cartons/Pallet: 32
lbs/Ctn: ≤ 43
Colors Available:



Cedar Impressions® Double 7" Straight Edge Perfection Shingles

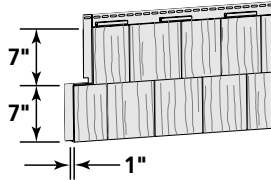


Product Code: 30144

Finish: Perfection
Length: 48"
Exposure: 14"
Projection: 3/4"
Panels/Ctn: 11
Squares/Ctn: .50
Cartons/Pallet: 16
lbs/Ctn: ≤ 42
Colors Available:



**Cedar Impressions®
Double 7" Straight Edge
Rough-Split Shakes**



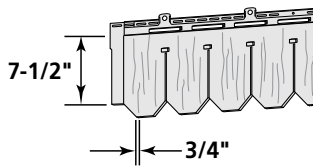
Product Code: 30141

Finish: Rough-Split
Length: 57"
Exposure: 14"
Projection: 1"
Panels/Ctn: 9
Squares/Ctn: .50
Cartons/Pallet: 16
lbs/Ctn: ≤ 47
Colors Available:



CW

**Cedar Impressions®
Single 6-1/3" Perfection
Shapes - Octagon**

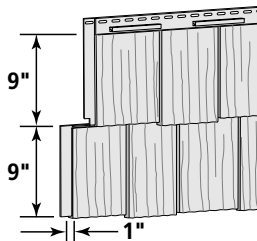


Product Code: 30148

Finish: Perfection
Length: 42"
Exposure: 6-1/3"
Projection: 3/4"
Panels/Ctn: 18
Squares/Ctn: .33
Cartons/Pallet: 15
lbs/Ctn: ≤ 35
Colors Available:



**Cedar Impressions®
Double 9" Staggered
Rough-Split Shakes**

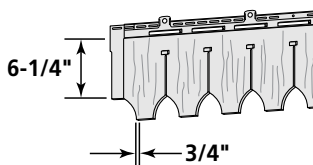


Product Code: 30136

Finish: Rough-Split
Length: 57"
Exposure: 18"
Projection: 1"
Panels/Ctn: 7
Squares/Ctn: .50
Cartons/Pallet: 16
lbs/Ctn: ≤ 50
Colors Available:



**Cedar Impressions®
Single 6-1/3" Perfection
Shapes - Half-Cove**

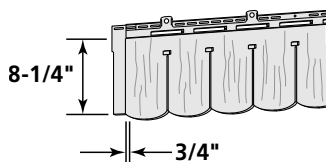


Product Code: 30149

Finish: Perfection
Length: 42"
Exposure: 6-1/3"
Projection: 3/4"
Panels/Ctn: 18
Squares/Ctn: .33
Cartons/Pallet: 15
lbs/Ctn: ≤ 32
Colors Available:



**Cedar Impressions®
Single 6-1/3" Perfection
Shapes - Scallop**

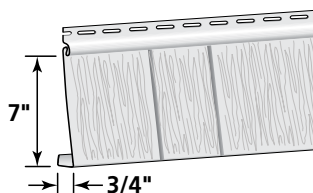


Product Code: 30147

Finish: Perfection
Length: 42"
Exposure: 6-1/3"
Projection: 3/4"
Panels/Ctn: 18
Squares/Ctn: .33
Cartons/Pallet: 15
lbs/Ctn: ≤ 38
Colors Available:



**Northwoods S7" Straight
Edge Perfection Shingles**

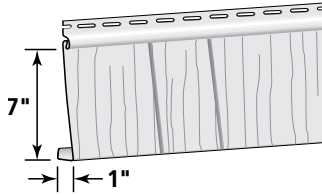


Product Code: 60108

Finish: Perfection
Length: 10' 1"
Exposure: 7"
Projection: 3/4"
Panels/Ctn: 17
Squares/Ctn: 1
Cartons/Pallet: 18
lbs/Ctn: ≤ 65
Colors Available:



Northwoods S7" Straight Edge Rough-Split Shakes

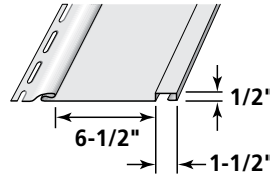


Product Code: 60106

Finish: Rough-Split
Length: 10' 1"
Exposure: 7"
Projection: 1"
Panels/Ctn: 17
Squares/Ctn: 1
Cartons/Pallet: 19
lbs/Ctn: ≤ 59
Colors Available:



Single 8" Vertical Board & Batten - 10' / 12' 6"



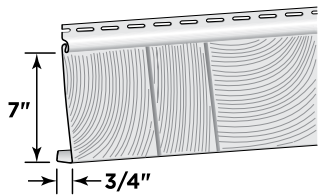
Product Code:

34137 (12' 6")
34138 (10')

Finish: Rough Cedar
Length: 12' 6", 10'
Thickness: .048"
Exposure: 8"
Projection: 1/2"
Squares/Ctn: 1
Colors Available:



Northwoods S7" Straight Edge Sawmill Shakes

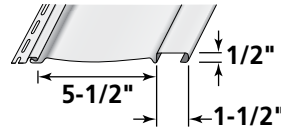


Product Code: 60109

Finish: Sawmill
Length: 10' 1"
Exposure: 7"
Projection: 3/4"
Panels/Ctn: 17
Squares/Ctn: 1
Cartons/Pallet: 18
lbs/Ctn: ≤ 65
Colors Available:



Single 7" Vertical Board & Batten - 10'

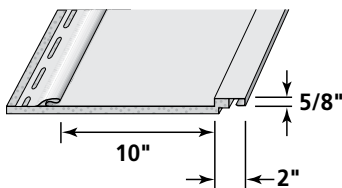


Product Code: 34136

Finish: Rough Cedar
Length: 10'
Thickness: .052"
Exposure: 7"
Projection: 1/2"
Panels/Ctn: 34
Squares/Ctn: 2
Cartons/Pallet: 12
lbs/Ctn: ≤ 112
Colors Available:



Single 12" CedarBoards Insulated Vertical Board & Batten - 10'

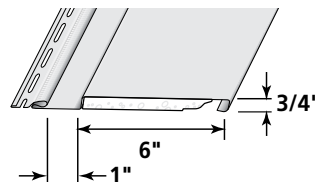


Product Code: 58153

Finish: Rough Cedar
Length: 10'
Thickness: .052"
Exposure: 12"
Projection: 1-1/4" (complete assembly)
Panels/Ctn: 10
Squares/Ctn: 1
Cartons/Pallet: 9
lbs/Ctn: ≤ 59
Colors Available:



Single 7" Reverse Board & Batten Reinforced Siding

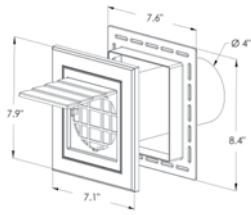


Product Code: 63108

Finish: Woodgrain
Length: 10'
Thickness: .046"
Exposure: 7"
Projection: 3/4"
Panels/Ctn: 16
Squares/Ctn: .93
Cartons/Pallet: 12
lbs/Ctn: ≤ 62
Colors Available:



Dryer Vent

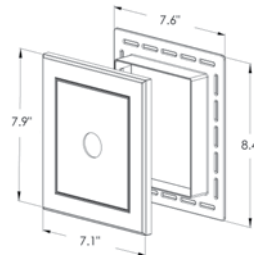


Product Code: 56501

Finish: Woodgrain
Overall Width: 7.6"
Overall Height: 8.4"
Overall Depth: 1.4"
Pieces/Ctn.: 5
Cartons/Pallet: 200
lbs./Ctn.: ≤ 2.57
Colors Available:



Universal Block

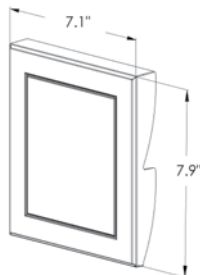


Product Code: 56502

Finish: Woodgrain
Overall Width: 7.6"
Overall Height: 8.4"
Overall Depth: 1.4"
Pieces/Ctn.: 10
Cartons/Pallet: 144
lbs./Ctn.: ≤ 4.66
Colors Available:



Surface Mount Block

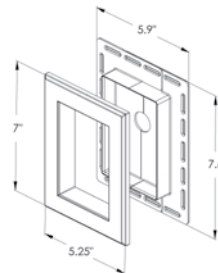


Product Code: 56503

Finish: Woodgrain
Overall Width: 7.1"
Overall Height: 7.9"
Overall Depth: 1.2"
Pieces/Ctn.: 10
Cartons/Pallet: 200
lbs./Ctn.: ≤ 2.51
Colors Available:



Recessed Split

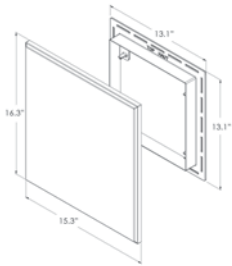


Product Code: 56504

Finish: Woodgrain
Overall Width: 5.9"
Overall Height: 7.6"
Overall Depth: 1.4"
Pieces/Ctn.: 10
Cartons/Pallet: 150
lbs./Ctn.: ≤ 3.77
Colors Available:



Meter Base

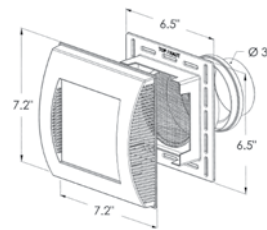


Product Code: 56505

Finish: Woodgrain
Overall Width: 15.3"
Overall Height: 16.4"
Overall Depth: 1.4"
Pieces/Ctn.: 5
Cartons/Pallet: 75
lbs./Ctn.: ≤ 8.28
Colors Available:

cw

Intake Exhaust

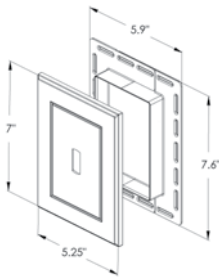


Product Code: 56502

Finish: Woodgrain
Overall Width: 7.2"
Overall Height: 7.2"
Overall Depth: 5.3"
Pieces/Ctn.: 5
Cartons/Pallet: 126
lbs./Ctn.: ≤ 2.96
Colors Available:

cw

Mini Block

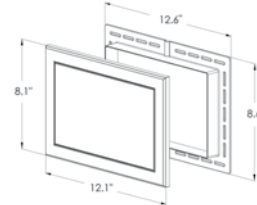


Product Code: 56507

Finish: Woodgrain
Overall Width: 5.9"
Overall Height: 7.6"
Overall Depth: 1.4"
Pieces/Ctn.: 10
Cartons/Pallet: 150
lbs./Ctn.: ≤ 3.77
Colors Available:

cw

Jumbo Block

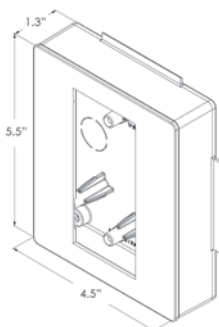


Product Code: 56508

Finish: Woodgrain
Overall Width: 12.6"
Overall Height: 8.6"
Overall Depth: 1.4"
Pieces/Ctn.: 5
Cartons/Pallet: 144
lbs./Ctn.: ≤ 3.87
Colors Available:

cw

Electric Box*



Product Code: 56509

Finish: Matte
Overall Width: 4.5"
Overall Height: 5.5"
Overall Depth: 1.3"
Pieces/Ctn.: 10
Cartons/Pallet: 225
lbs./Ctn.: ≤ 3.88
Colors Available:
No Color
*Electric box used in
conjunction with
Universal Block part.

5" Double Channel Lineal



Cornice Molding



Band Board



Wall & Soffit Transitions

Finish Board



Attractive transitions between styles, architectural elements and colors are the best way to ensure a uniform design on any home. CertainTeed offers a wide variety of wall and soffit transition options for you to create beautiful transitions, while providing protection from damaging moisture.

Wall & Soffit Transitions


Explore Your Options

Trim provides a beautiful transition between two styles of siding. On long expanses of board & batten or soffit, a trim piece offers a way to add a signature outline or focal point. Also, consider a trim piece to transition from the wall up to the soffit.

Fast fact:

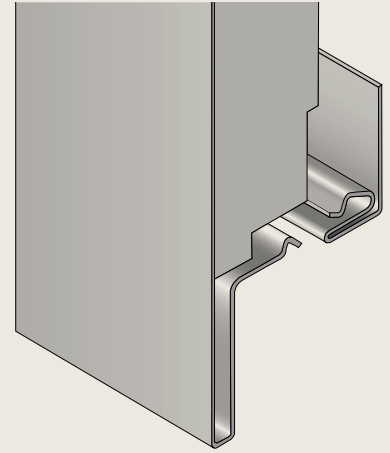
Band [Belly] Board:

Typically 5"– 6" reveal, can be used as a starter course for siding, a frieze board, a bold line separating levels of a house, or a transition piece in installations where siding alternates between horizontal, vertical and/or specialty profiles.
(Source: Polymeric Exterior Products association)

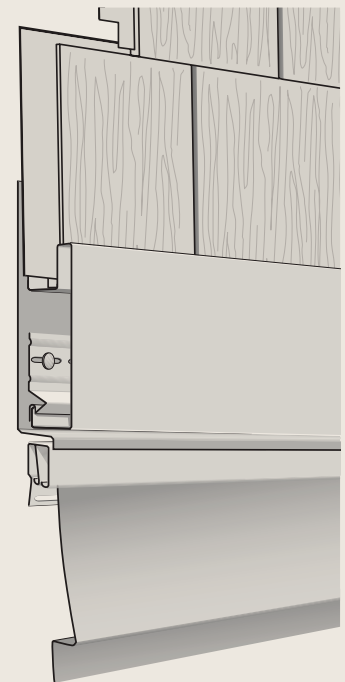




Create a transition using a band board with foam insert, or create your transition using a wide-faced lineal.



A **band board** makes an excellent wall transition.



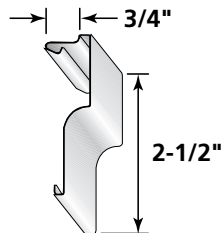
Lineals can transition lap siding to Cedar Impressions.



Select Your Products

Cornice Molding

Held in place by the Deluxe F-Channel or L-Receiver, this accessory hides the installation of the topmost siding panels.



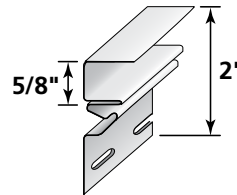
Product Code: 55817

Finish: Matte
Length: 12' 6"
Pieces/Ctn: 10
Lin Ft/Ctn: 125
Cartons/Pallet: 64
lbs/Ctn: ≤ 16
Colors Available:



Deluxe F-Channel

Installed under eaves to hold Cornice Molding in place. Also receives soffit panels.

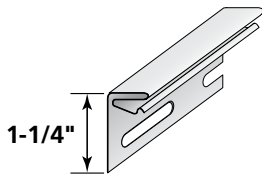


Product Code: 52503

Finish: Matte
Length: 12' 6"
Channel: 5/8"
Pieces/Ctn: 24
Lin Ft/Ctn: 300
Cartons/Pallet: 32
lbs/Ctn: ≤ 39
No Color

Cornice Receiver

Installed under the eaves to hold the Cornice Molding. Also receives Band Board and Finish Board.

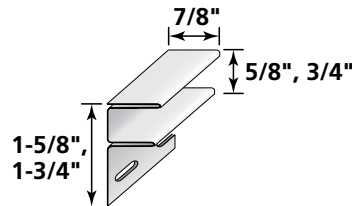


Product Code: 55812

Finish: Matte
Length: 12' 6"
Pieces/Ctn: 24
Lin Ft/Ctn: 300
Cartons/Pallet: 35
lbs/Ctn: ≤ 28
No Color

F-Channel

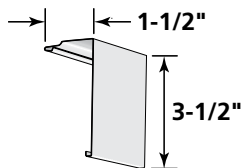
Receives soffit panels and helps hold 8" vinyl fascia in place. Available in 3/4" (52506) and 5/8" (52502)



Finish: Matte
Length: 12' 6"
Pieces/Ctn: 24
Lin Ft/Ctn: 300
Cartons/Pallet: 35
Colors Available:
see page 37

Finish Board

A 3-1/2" top molding piece with a 1-1/4" projection designed for use with CedarBoards Insulated Siding.



Product Code: 55815

Finish: Rough Cedar
Length: 12' 6"
Pieces/Ctn: 10
Lin Ft/Ctn: 125
Cartons/Pallet: 40
lbs/Ctn: ≤ 19
Colors Available:

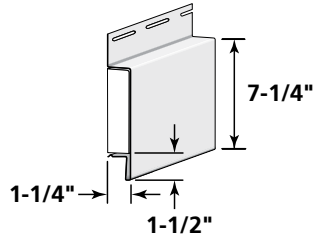
CW



Band Board with foam insert

A 7-1/4" wide insulated lineal that serves as a transition piece between two different styles of siding or other construction materials.

Note: Use the dual-undersill trim (56916) to accommodate the lap siding below.



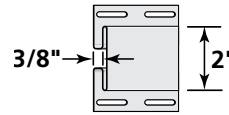
Product Code: 55814

Finish: Rough Cedar
Length: 16' 8"
Pieces/Ctn: 5
Lin Ft/Ctn: 82' 5"
Cartons/Pallet: 16
lbs/Ctn: ≤ 33
Colors Available:

cw

3/8" H-Bar

Joins soffit panels. Particularly useful on porch ceilings and hip roof applications.



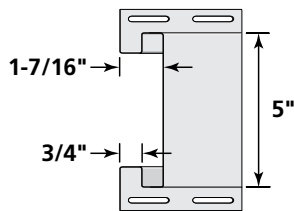
Product Code: 52505

Finish: Matte
Length: 12' 6"
Channel: 3/8"
Pieces/Ctn: 10
Lin Ft/Ctn: 125
Cartons/Pallet: 53
lbs/Ctn: ≤ 28
Colors Available:

cw

5" Double Channel Lineal

Exposure matches 5" window and door surround lineals.



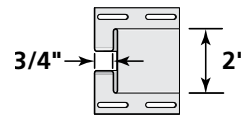
Product Code: 54714

Finish: Matte
Length: 18'
Pieces/Ctn: 10
Lin Ft/Ctn: 180
Cartons/Pallet: 15
lbs/Ctn: ≤ 66
Colors Available:

cw

3/4" H-Bar

Used to join the S7" Reverse reinforced Board & Batten vertical panel, as well as to join soffit panels.



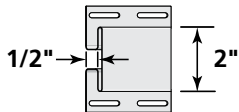
Product Code: 52507

Finish: Matte
Length: 12' 6"
Channel: 3/4"
Pieces/Ctn: 10
Lin Ft/Ctn: 125
Cartons/Pallet: 42
lbs/Ctn: ≤ 32
Colors Available:



1/2" H-Bar

Joins soffit panels. Particularly useful on porch ceilings and hip roof applications.



Product Code: 52504

Finish: Matte
Length: 12' 6"
Channel: 1/2"
Pieces/Ctn: 10
Lin Ft/Ctn: 125
Cartons/Pallet: 39
lbs/Ctn: ≤ 29
Colors Available:

cw

Select Your Color

[illegible]

★ New

Aluminum Accessories

Poly Smooth and PVC Coated Trim Coil information can be found in the CertainTeed Product Catalog (04-08-30-US-EN)

(CDB) Cedar Blend
(DB) Driftwood Blend
(NB) Natural Blend
(RB) Rustic Blend
(CBS) Cedar Blend Solid
(NBL) Natural Blend Light
(NBM) Natural Blend Medium
(NBD) Natural Blend Dark
(DBL) Driftwood Blend Light
(DBM) Driftwood Blend Medium
(DBD) Driftwood Blend Dark
(CBL) Cedar Blend Light
(CBM) Cedar Blend Medium
(CBD) Cedar Blend Dark
(RBL) Rustic Blend Light
(RBM) Rustic Blend Medium
(RBD) Rustic Blend Dark
(ABS) Arbor Blend Solid
(FBS) Frontier Blend Solid
(BLK) Black
(BNS) Brownstone
(MR) Melrose
(AR) Autumn Red
(MC) Mountain Cedar
(TUX) Tuxedo
(SL) Slate
(ES) Espresso
(SB) Sable Brown
(SPA) Sparrow
(HS) Hearthstone
(SPR) Spruce
(OG) Olive Grove
(F) Forest
(MBL) Midnight Blue
(DM) Deep Mineral
(PB) Pacific Blue
(WB) Wedgewood Blue
(FS) Flagstone
(SKG) Smoky Gray
(CG) Charcoal Gray
(CAS) Castle Stone
(GG) Granite Gray
(GST) Graystone
(SG) Sterling Gray
(BB) Bermuda Blue
(OB) Oxford Blue
(SEA) Seagrass
(CYP) Cypress
(HB) Herringbone
(SNB) Sandstone Beige
(DT) Desert Tan
(WW) Weathered Wood
(NC) Natural Clay
(SW) Savannah Wicker
(BS) Buckskin
(HC) Heritage Cream
(AY) Autumn Yellow
(S) Snow
(CW) Colonial White
Musket Brown
(NOC) No Color

Accents																								
Triple 5" Straight Edge Sawmill Shingles																								
Individual 5" Sawmill Shingles																								
Single 7" Perfection Shingles																								
Double 7" Straight Edge Perfection Shingles																								
Double 7" Staggered Perfection Shingles 3G																								
Double 7" Straight Edge Rough-Split Shakes																								
Double 9" Staggered Rough-Split Shakes																								
Single 6-1/3" Perfection Shapes - Scallop																								
Single 6-1/3" Perfection Shapes - Octagon																								
Single 6-1/3" Perfection Shapes - Half-Cove																								
Northwoods S7" Straight Edge Perfection Shingles																								
Northwoods S7" Straight Edge Rough-Split Shakes																								
Northwoods S7" Straight Edge Sawmill Shakes																								
Single 12" Vertical Insulated Board & Batten-10'																								
Single 8" Vertical Board & Batten-12' 6"																								
Single 8" Vertical Board & Batten-10'																								
Single 7" Vertical Board & Batten-10'																								
Single 7" Vertical Reverse Board & Batten																								
Dryer Vent																								
Universal Block																								
Surface Mount Block																								
Recessed Split																								
Meter Base																								
Intake Exhaust																								
Mini Block																								
Jumbo Block																								
Electrical Box																								
Wall & Soffit Transitions																								
Cornice Molding																								
Cornice Receiver																								
Finish Board																								
Deluxe F-Channel																								
3/4" F-Channel																								
5/8" F-Channel																								
Band Board																								
5" Double Channel Lineal																								
1/2" H-Bar																								
3/8" H-Bar																								
3/4" H-Bar																								

Look what you can achieve:



Find Your Perfect Color Mix

Designers are using every conceivable color combination to create distinctive exterior designs with a modern sensibility. You can do the same thing with your home. The optimum color blend has the power to bring out the best features of your home. Whatever your color goal is, CertainTeed can help you reach it.



This home has a cool theme (selection of cool grays), but it also has a subtle theme because these grays have similar color intensity and value.



This home has a warm theme and the colors are stronger than a typical home.

Trim Color Combinations

Traditional white trim accentuates windows cleanly with any color siding, as shown below. Other options (left) include a more subtle combination, with trim and siding closer in hue and intensity; or a reversal of dark trim with light siding as a powerful way to frame your home.



Siding: Cedar Impressions Double 7" Perfection Shingles in Sterling Gray and Single 6-1/3" Perfection Scallops in Granite Gray
Trim: Restoration Millwork in natural white. Corner Trim is Cedar Impressions matching mitered corner in Sterling Gray
Roof: Landmark in Moire Black

CertainTeed Visualization and Design Tools

Explore the possibilities



ColorView® allows users to choose from a library of stock homes to create their own custom exterior using the many color, style and types of CertainTeed roofing and siding products.

ColorView® DIY takes ColorView to the next level in home exterior designing. You or your customers can upload a photo of their home, select the siding, roofing, and trim areas they want to update, and start exploring which CertainTeed products look best on their home.

Just like ColorView DIY, you or your customers can upload a photo of a home using **ColorView Pro**. But instead of masking the products onto the home yourself, our professionals will do it for you for a small fee.

Visit the color tools page:
colorview.certainteed.com



ColorCoach™

A simple web-based tool that acts as a virtual color swatch book. You can save different combinations, use them in ColorView and share them via social media for second opinions.

What is Your Color Comfort?

Our user-friendly color tools are designed to help you every step of the way. This chart shows which tool will work best for your color comfort level.

Novice

You are not sure about colors and where to start.

Intermediate

You understand color and enjoy experimenting with color combinations but are not exactly sure which color direction you want to go.

Expert

You already know what colors you want to use, but would like to see how the products available in your color theme will look together on your home.

	ColorCoach	ColorView	ColorView DIY	ColorView Pro
Novice You are not sure about colors and where to start.	X			
Intermediate You understand color and enjoy experimenting with color combinations but are not exactly sure which color direction you want to go.		X		
Expert You already know what colors you want to use, but would like to see how the products available in your color theme will look together on your home.			X	X

CertainTeed products are designed to work together and complement each other in color and style to give any home a beautiful finished look.



VINYL SIDING



POLYMER SHAKES & SHINGLES



INSULATED SIDING



METAL SIDING



ROOFING AND VENTILATION



STONE



HOUSEWRAP



COMPOSITE SIDING



VINYL CARPENTRY® TRIM



PVC EXTERIOR TRIM & BEADBOARD



VINYL & METAL SOFFIT



CertainTeed

Ceilings • Gypsum • Insulation • Roofing • Siding • Trim

20 Moores Road, Malvern, PA 19355 | 800-233-8990 | certainteed.com

©01/25 CertainTeed, Printed in the USA, Code No. 04-00-79-US-EN